Multiple District 321

As of October 2026 Cumulative

Year	New Clubs	Dropped Clubs	Gain/ Loss Clubs	New Members	Charter Members	Reinstate Members	Transfer Members	Total Member Added	Total Members Dropped	Gain/ Loss Members
2022-2023	57	61	-4	3,015	1,804	441	214	5,474	6,828	-1,354
2023-2024	94	54	40	3,638	2,478	878	330	7,324	8,595	-1,271
2024-2025	112	118	-6	4,215	2,664	1,423	489	8,791	8,424	367
2025-2026	132	80	52	5,181	3,237	965	702	10,085	8,737	1,348
2026-2027	36	9	27	1,029	772	157	125	2,083	1,188	895
Average	**86**	**64**	**22**	**3,416**	**2,191**	**773**	**372**	**6,751**	**6,754**	**-3**

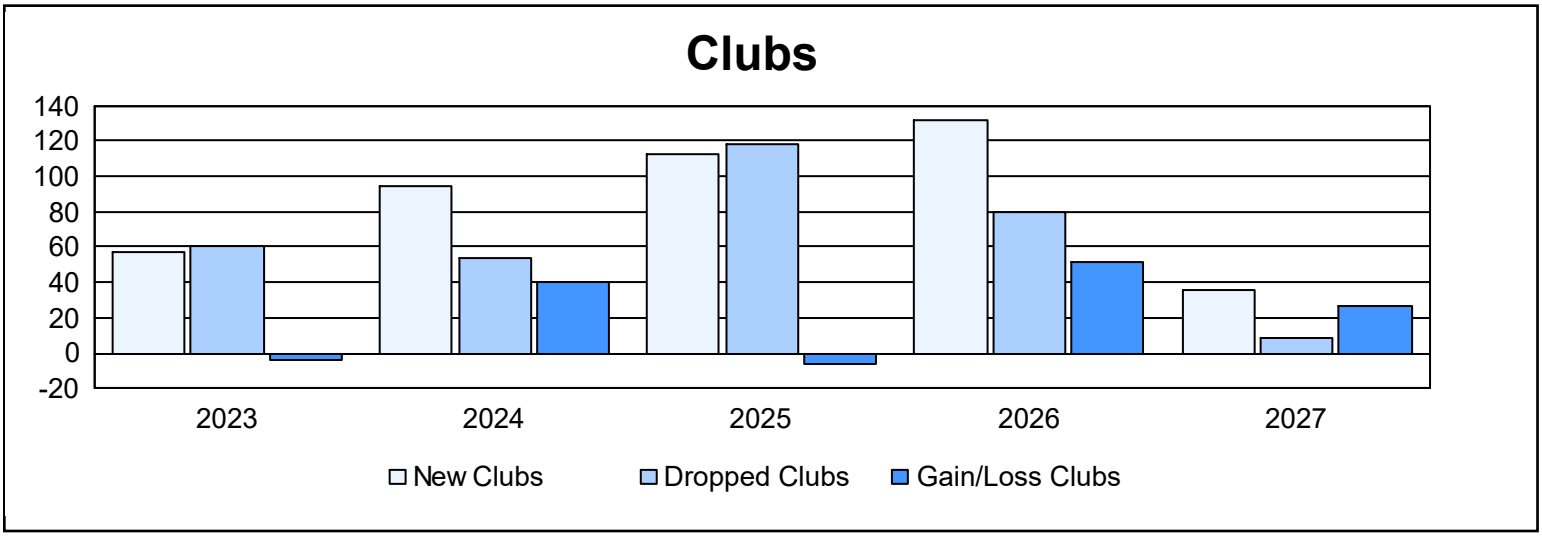

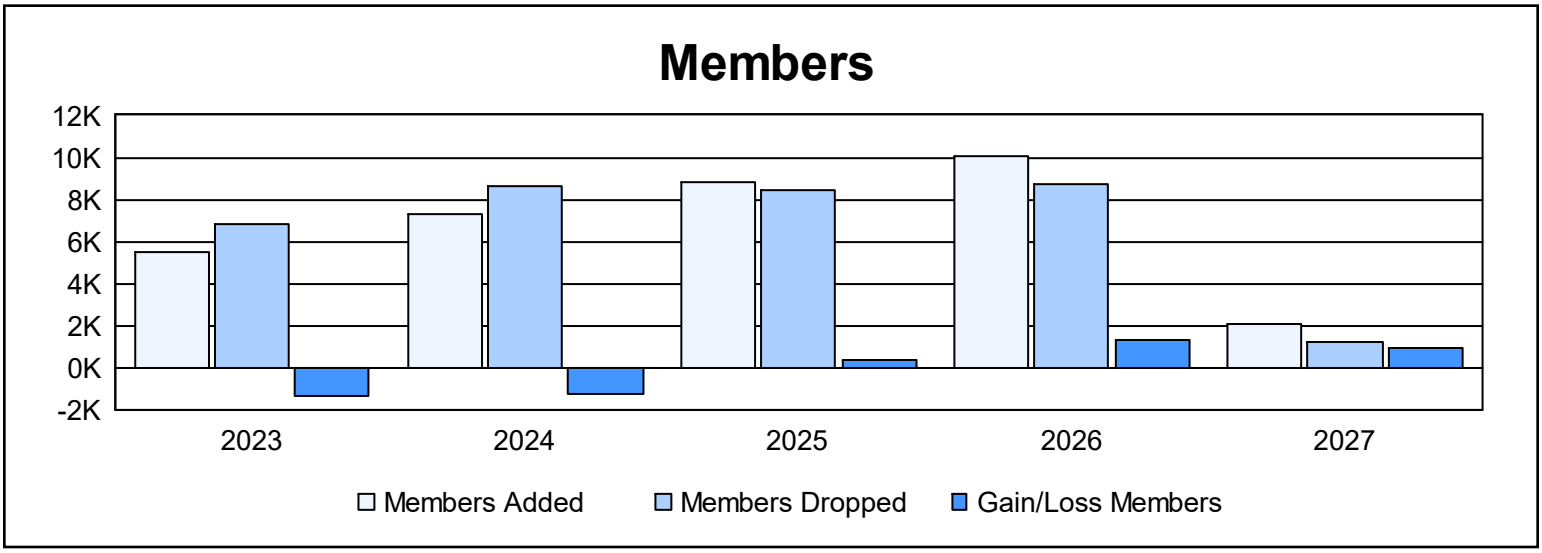

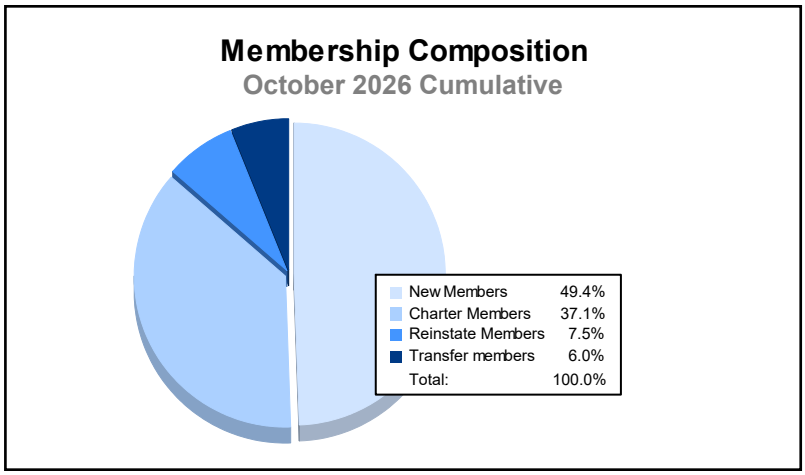
Membership Composition
October 2026 Cumulative
New Members 49.4%
Charter Members 37.1%
Reinstate Members 7.5%
Transfer members 6.0%
Total: 100.0%

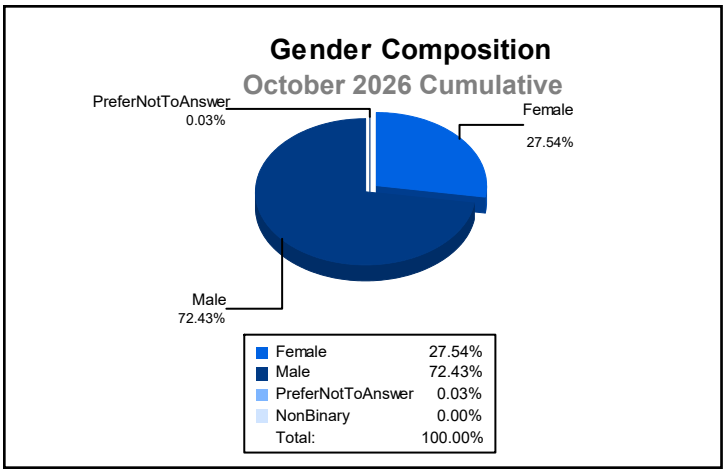
Gender Composition
October 2026 Cumulative
PreferNotToAnswer
0.03%
Female
27.54%
Male
72.43%
Female 27.54%
Male 72.43%
PreferNotToAnswer 0.03%
NonBinary 0.00%
Total: 100.00%